

**WPD 107 1X95/2X35+8X25 BL**

**Weidmüller Interface GmbH & Co. KG**  
Klingenbergstraße 26  
D-32758 Detmold  
Germany

www.weidmueller.com

**Product image**

Our WPD 1XX distribution blocks are used in all situations where power is supplied and distributed. Their user-friendly design creates a better overview and enables Rapid, efficient implementation of space-saving power distribution.

**General ordering data**

Version	Potential distributor terminal, Screw connection, blue, 95 mm <sup>2</sup> , 270 A, 1000 V, Number of connections: 11, Number of levels: 1
Order No.	<a href="#">2521730000</a>
Type	WPD 107 1X95/2X35+8X25 BL
GTIN (EAN)	4050118534245
Qty.	1 items

## WPD 107 1X95/2X35+8X25 BL

**Weidmüller Interface GmbH & Co. KG**  
 Klingenbergstraße 26  
 D-32758 Detmold  
 Germany

www.weidmueller.com

## Technical data

### Approvals

Approvals



ROHS	Conform
UL File Number Search	<a href="#">UL Website</a>
Certificate No. (cURus)	E60693

### Dimensions and weights

Depth	54.5 mm	Depth (inches)	2.1457 inch
Height	73 mm	Height (inches)	2.874 inch
Width	51 mm	Width (inches)	2.0079 inch
Net weight	211 g		

### Temperatures

Storage temperature	-25 °C...55 °C	Ambient temperature	-50 °C...85 °C
Continuous operating temp., min.	-50 °C	Continuous operating temp., max.	130 °C

### Environmental Product Compliance

RoHS Compliance Status	Compliant with exemption
RoHS Exemption (if applicable/known)	6c
REACH SVHC	Lead 7439-92-1
SCIP	9b5f0838-1f0b-4c14-9fc7-3f5e6ee75be2

### Material data

Basic material	Wemid	Colour	blue
UL 94 flammability rating	V-0		

### Rating data IECEx/ATEX

Certificate No. (ATEX)	CNEX16ATEX0005U	Certificate No. (IECEX)	IECEXCNEX16.0005U
Max. voltage (ATEX)	440 V	Current (ATEX)	232 A
Wire cross section max. (ATEX)	95 mm <sup>2</sup>	Max. voltage (IECEX)	440 V
Current (IECEX)	232 A	Marking EN 60079-7	Ex eb II C Gb
Ex 2014/34/EU label	II 2 G D		

### System specifications

Version	Screw connection	End cover plate required	No
Number of potentials	1	Number of levels	1
Number of clamping points per level	2	Number of potentials per tier	1
Levels cross-connected internally	Yes	Mounting rail	Mounting plate, TS 35
PE function	No	PEN function	No

## WPD 107 1X95/2X35+8X25 BL

Weidmüller Interface GmbH &amp; Co. KG

Klingenbergstraße 26

D-32758 Detmold

Germany

www.weidmueller.com

## Technical data

## Additional technical data

Open sides	closed	Installation advice	Terminal rail / mounting plate
Explosion-tested version	Yes	Type of mounting	Snap-on

## CSA rating data

Certificate number (cCSAus)	70128467
-----------------------------	----------

## Conductors for clamping (additional connection)

Connection type, additional connection	Screw connection
--	------------------

## Conductors for clamping (rated connection)

Wire connection cross section AWG, max.	AWG 3/0	Connection direction	on side
Type of connection 2	Screw connection	Type of connection	Screw connection
Number of connections	11	Clamping range, max.	95 mm <sup>2</sup>
Clamping range, min.	1.5 mm <sup>2</sup>	Wire connection cross section AWG, min.	AWG 16
Wire connection cross-section, finely stranded with wire-end ferrules DIN 46228/4, min.	1.5 mm <sup>2</sup>	Wire connection cross-section, finely stranded with wire-end ferrules DIN 46228/1, max.	70 mm <sup>2</sup>
Wire connection cross-section, finely stranded with wire-end ferrules DIN 46228/1, min.	1.5 mm <sup>2</sup>	Wire connection cross section, finely stranded, max.	0 mm <sup>2</sup>
Wire connection cross section, finely stranded, min.	1.5 mm <sup>2</sup>	Connection cross-section, stranded, max.	95 mm <sup>2</sup>
Connection cross-section, stranded, min.	1.5 mm <sup>2</sup>	Wire connection cross-section, solid core, max.	95 mm <sup>2</sup>
Wire connection cross-section, solid core, min.	1.5 mm <sup>2</sup>		

## General

Number of poles	1	Wire connection cross section AWG, max.	AWG 3/0
Installation advice	Terminal rail / mounting plate	Wire connection cross section AWG, min.	AWG 16
Standards	IEC 60947-7-1, UL 1059	Mounting rail	Mounting plate, TS 35

## Rating data

Rated cross-section	95 mm <sup>2</sup>	Rated voltage	1000 V
Rated AC voltage	1000 V	Rated DC voltage	1500 V
Nominal current	270 A	Current at maximum wires	270 A
Standards	IEC 60947-7-1, UL 1059		

## UL rating data

Certificate No. (cURus)	E60693
-------------------------	--------

## Important note

Product information	The socket complies with flammability class V-2 according to UL94.
---------------------	--

## WPD 107 1X95/2X35+8X25 BL

**Weidmüller Interface GmbH & Co. KG**  
Klingenbergstraße 26  
D-32758 Detmold  
Germany

[www.weidmueller.com](http://www.weidmueller.com)

## Technical data

### Classifications

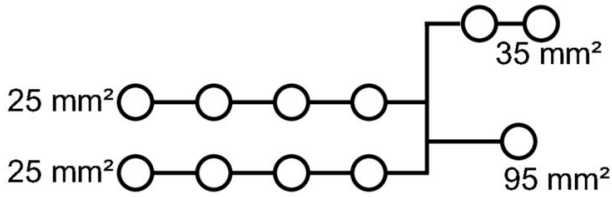
ETIM 8.0	EC000897	ETIM 9.0	EC000897
ETIM 10.0	EC000897	ECLASS 14.0	27-25-01-19
ECLASS 15.0	27-25-01-19		

## WPD 107 1X95/2X35+8X25 BL

**Weidmüller Interface GmbH & Co. KG**  
 Klingenbergstraße 26  
 D-32758 Detmold  
 Germany

## Drawings

www.weidmueller.com



Conductor connection data according to IEC 60947-7-1 (Cu)

Input	connection point A			
	Copper	Aluminum*		
50 mm²	14 Nm	22.8 Nm	22.8 Nm	
35 mm²	14 Nm			
25 mm²				
18 mm²				
12 mm²				
Stripping lengths	14 mm			
Alarm screw	M12			

Output	connection point 1-8		connection point B	
	Copper	Aluminum*	Copper	Aluminum*
35 mm²	2.5 Nm	5.1 Nm	3.5 Nm	11.3 Nm
25 mm²	2.5 Nm	5.1 Nm	3.5 Nm	11.3 Nm
18 mm²				
12 mm²				
6 mm²				
2.5 mm²				
1.5 mm²				
Stripping lengths	12 mm		12 mm	
Alarm screw	M6		M6	

\* Values according to UL 1059

Legend: Copper, Aluminum, Flexible with ferrule, Sector shaped



Conductor connection data according to UL 1059 (Al-Cu)

Input (line)	connection point A			
	Copper	Aluminum		
AWG 3/0	124 lb. in.	124 lb. in.	200 lb. in.	200 lb. in.
AWG 2/0				
AWG 1/0				
AWG 2				
AWG 4				
AWG 6				
AWG 8				
max. current	200 A	175 A	155 A	150 A
Voltage size B.C. (DR)	600 V			

Output (lead)	connection point 1-8		connection point B	
	Copper	Aluminum	Copper	Aluminum
AWG 2		45.1 lb. in.	31 lb. in.	100 lb. in.
AWG 4		45.1 lb. in.	31 lb. in.	100 lb. in.
AWG 6				
AWG 8	22.1 lb. in.		31 lb. in.	
AWG 10	22.1 lb. in.		31 lb. in.	
AWG 12				
AWG 14				
AWG 16				
max. current	85 A	65 A	50 A	115 A
Voltage size B.C. (DR)	600 V			

Legend: Copper, Aluminum, Flexible with ferrule

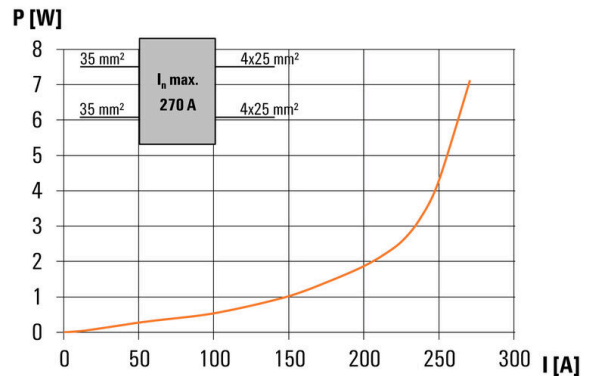
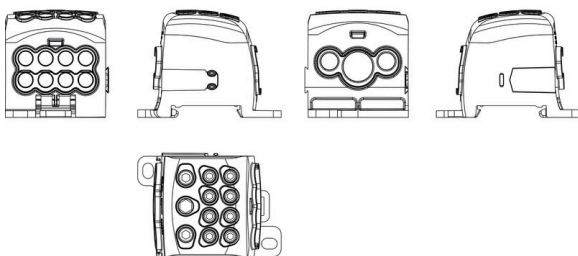
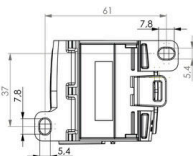
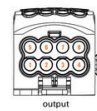


CSA rating data according to CSA 22.2 No. 158

Certificate No. (CSA)	269832		
	Input CP* A	CP* 1-8	Output CP* B
AWG 3/0	14 Nm.	2.5 Nm	6 Nm
AWG 2/0			
AWG 1/0			
AWG 2			
AWG 4			
AWG 6			
AWG 8			
AWG 10			
AWG 12			
AWG 14			
max. current	200 A	85 A	115 A
Voltage size C (CSA)	600 V		

\* CP - connection point

Legend: Stranded, Solid, Flexible with ferrule



## WPD 107 1X95/2X35+8X25 BL

**Weidmüller Interface GmbH & Co. KG**  
Klingenbergstraße 26  
D-32758 Detmold  
Germany

[www.weidmueller.com](http://www.weidmueller.com)

## Accessories

### Socket wrench sets



Allen key made from fully hardened, high-alloy chromium-vanadium- steel, acc. to DIN ISO 2936 L (DIN 911), high-quality refined surface.

### General ordering data

Type	SKS 2,0-8,0 MR	Version	
Order No.	<a href="#">9008870000</a>	socket wrenches	
GTIN (EAN)	4032248266623		
Qty.	1 ST		

### Crosshead screwdriver Pozidriv



Crosshead screwdriver, Pozidriv, SDK PZ DIN 5262, ISO 8764/2-PZ, output to ISO 8764/1-PZ, ChromTop tip, SoftFinish grip

### General ordering data

Type	SDK PZ2	Version	
Order No.	<a href="#">9008540000</a>	Screwdriver, Screwdriver	
GTIN (EAN)	4032248056538		
Qty.	1 ST		

### Custom printing



ESG is the tried-and-tested marker in MultiCard format for use on many well-known electrical devices. The result is high-quality device marking with a high-contrast appearance.

Various types are available for devices from manufacturers like Siemens, ABB, Beckhoff etc.

Advantages at a glance:

- Tags for universal usage, self-adhesive or clip-on tags, depending on type
- For aligned equipment, e.g. circuit breakers, we supply ESG markers for clipping onto tag rails
- Individual laser-quality printing according to specifications

For custom printing: Please send us a file of our labeling software M-Print PRO or M-Print PRO Online (without installation) for your labeling specifications.

## WPD 107 1X95/2X35+8X25 BL

**Weidmüller Interface GmbH & Co. KG**  
 Klingenbergstraße 26  
 D-32758 Detmold  
 Germany


[www.weidmueller.com](http://www.weidmueller.com)

## Accessories

### General ordering data

Type	ESG 9/17 K MC SDR	Version	
Order No.	<a href="#">1674770000</a>	ESG, Device markers x 17 mm, PA 66, Colour: To customer specification, Self-adhesive	
GTIN (EAN)	4008190447656		
Qty.	40 ST		

### Marker holder



The marker holder offer the possibility of additional mounting of standard markers with a pitch of 5 or 5.1 mm. The angled holders can be optionally snapped together and could be mounted in all standard marking channels of the Klippon® Connect modular terminal blocks. Fitting marker types could be found under the respective accessories of the designation marking holder.

### General ordering data

Type	BZT 1 WS 10/5	Version	
Order No.	<a href="#">1805490000</a>	Accessories, Marker holder	
GTIN (EAN)	4032248270231		
Qty.	100 ST		
Type	BZT 1 ZA WS 10/5	Version	
Order No.	<a href="#">1805520000</a>	Accessories, Marker holder	
GTIN (EAN)	4032248270248		
Qty.	100 ST		