


**Product image**

To feed through power, signal, and data is the classical requirement in electrical engineering and panel building. The insulating material, the connection system and the design of the terminal blocks are the differentiating features. A feed-through terminal block is suitable for joining and/or connecting one or more conductors. They could have one or more connection levels that are on the same potential or insulated against one another.

**General ordering data**

Version	Feed-through terminal, Tension-clamp connection, 6 mm <sup>2</sup> , 800 V, 41 A, dark beige
Order No.	<a href="#">1771380000</a>
Type	ZDU 6-2/2AN
GTIN (EAN)	4032248143115
Qty.	50 items

## Technical data

### Approvals

Approvals



ROHS	Conform
UL File Number Search	<a href="#">UL Website</a>
Certificate No. (UR)	E60693

### Dimensions and weights

Depth	49.5 mm	Depth (inches)	1.9488 inch
Depth including DIN rail	50 mm	Height	68 mm
Height (inches)	2.6772 inch	Width	8.1 mm
Width (inches)	0.3189 inch	Net weight	16.36 g

### Temperatures

Storage temperature	-25 °C...55 °C	Ambient temperature	-50 °C...75 °C
Continuous operating temp., min.	-50 °C	Continuous operating temp., max.	120 °C

### Environmental Product Compliance

RoHS Compliance Status	Compliant without exemption
REACH SVHC	No SVHC above 0.1 wt%

### Material data

Basic material	Wemid	Colour	dark beige
UL 94 flammability rating	V-0		

### Rating data IECEx/ATEX

Certificate No. (ATEX)	DEMKO16ATEX1808U	Certificate No. (IECEX)	DEMKO16ATEX1808U
Max. voltage (ATEX)	550 V	Current (ATEX)	38 A
Wire cross section max. (ATEX)	10 mm <sup>2</sup>	Max. voltage (IECEX)	550 V
Current (IECEX)	38 A	Wire cross section max. (IECEX)	10 mm <sup>2</sup>
Marking EN 60079-7	Ex eb II C Gb	Ex 2014/34/EU label	II 2 G D

### System specifications

Version	Tension-clamp connection, for plug-in cross-connector, One end without connector	End cover plate required	Yes
Number of potentials	1	Number of levels	1
Number of clamping points per level	2	Number of potentials per tier	1
Levels cross-connected internally	No	PE connection	No
Mounting rail	TS 35		

## ZDU 6-2/2AN

Weidmüller Interface GmbH &amp; Co. KG

Klingenbergstraße 26  
D-32758 Detmold  
Germany

www.weidmueller.com

## Technical data

## Additional technical data

Open sides	right	Number of similar terminals	1
Explosion-tested version	Yes	Type of mounting	Snap-on

## CSA rating data

Wire cross section max. (CSA)	8 AWG	Voltage size C (CSA)	600 V
Current size C (CSA)	50 A	Certificate No. (CSA)	200039-1152892
Voltage size B (CSA)	600 V	Current size B (CSA)	50 A
Voltage size D (CSA)	600 V	Current size D (CSA)	5 A
Wire cross section min. (CSA)	20 AWG		

## Conductors for clamping (additional connection)

Connection type, additional connection Tension-clamp connection

## Conductors for clamping (rated connection)

Gauge to IEC 60947-1	A5	Wire connection cross section AWG, max.	AWG 8
Connection direction	Inclined / angled	Stripping length	12 mm
Type of connection	Tension-clamp connection	Number of connections	2
Clamping range, max.	10 mm <sup>2</sup>	Clamping range, min.	0.22 mm <sup>2</sup>
Blade size	0.8 x 4.0 mm	Wire connection cross section AWG, min.	AWG 22
Wire connection cross-section, finely stranded with wire-end ferrules DIN 46228/4, max.	6 mm <sup>2</sup>	Wire connection cross-section, finely stranded with wire-end ferrules DIN 46228/4, min.	0.22 mm <sup>2</sup>
Wire connection cross-section, finely stranded with wire-end ferrules DIN 46228/1, max.	6 mm <sup>2</sup>	Wire connection cross-section, finely stranded with wire-end ferrules DIN 46228/1, min.	0.22 mm <sup>2</sup>
Wire connection cross section, finely stranded, max.	10 mm <sup>2</sup>	Wire connection cross section, finely stranded, min.	0.22 mm <sup>2</sup>
Connection cross-section, stranded, max.	6 mm <sup>2</sup>	Connection cross-section, stranded, min.	0.22 mm <sup>2</sup>
Twin wire-end ferrules, max.	2.5 mm <sup>2</sup>	Twin wire-end ferrules, min.	0.5 mm <sup>2</sup>
Wire connection cross-section, solid core, max.	10 mm <sup>2</sup>	Wire connection cross-section, solid core, min.	0.22 mm <sup>2</sup>
Connection cross-section, finely stranded, min.	0.22 mm <sup>2</sup>		

## General

Wire connection cross section AWG, max.	AWG 8	Wire connection cross section AWG, min.	AWG 22
Standards	IEC 60947-7-1	Mounting rail	TS 35

## Rating data

Rated cross-section	6 mm <sup>2</sup>	Rated voltage	800 V
Rated DC voltage	800 V	Nominal current	41 A
Current at maximum wires	41 A	Standards	IEC 60947-7-1
Volume resistance according to IEC 60947-7-x	0.78 mΩ	Rated impulse withstand voltage	8 kV
Power loss in accordance with IEC 60947-7-x	1.31 W	Pollution severity	3

**Technical data****UL rating data**

Conductor size Factory wiring max. (UR)	8 AWG	Current size C (UR)	45 A
Voltage size C (UR)	600 V	Conductor size Factory wiring min. (UR)	22 AWG
Certificate No. (UR)	E60693	Conductor size Field wiring min. (UR)	22 AWG
Conductor size Field wiring max. (UR)	8 AWG		

**Classifications**

ETIM 8.0	EC000897	ETIM 9.0	EC000897
ETIM 10.0	EC000897	ECLASS 14.0	27-25-01-01
ECLASS 15.0	27-25-01-01		

**Drawings**



## ZDU 6-2/2AN

Weidmüller Interface GmbH &amp; Co. KG

Klingenbergstraße 26

D-32758 Detmold

Germany

www.weidmueller.com

## Accessories

## Cross-connections



The distribution or multiplication of a potential to adjoining terminal blocks is realized via a cross-connection. Additional wiring effort can be easily avoided. Even if the poles are broken out, contact reliability in the terminal blocks is still ensured. Our portfolio offers pluggable and screwable cross-connection systems for modular terminal blocks.

## General ordering data

Type	ZQV 6/2 GE	Version
Order No.	<a href="#">1627850000</a>	Accessories, Cross-connector, 41 A
GTIN (EAN)	4008190200428	
Qty.	60 ST	
Type	ZQV 6/3 GE	Version
Order No.	<a href="#">1627860000</a>	Accessories, Cross-connector, 41 A
GTIN (EAN)	4008190200435	
Qty.	60 ST	
Type	ZQV 6/4 GE	Version
Order No.	<a href="#">1627870000</a>	Accessories, Cross-connector, 41 A
GTIN (EAN)	4008190200442	
Qty.	60 ST	
Type	ZQV 6/24 GE	Version
Order No.	<a href="#">1908990000</a>	Accessories, Cross-connector, 41 A
GTIN (EAN)	4032248535309	
Qty.	10 ST	
Type	ZQV 6/32 GE	Version
Order No.	<a href="#">1733640000</a>	Accessories, Cross-connector, 41 A
GTIN (EAN)	4008190994334	
Qty.	10 ST	

## End plates and partition plates



Partition plates and end plates are essential accessories for terminal blocks. Partition plates provide optical and electrical separation of different potentials and functional groups, increasing safety and ensuring a clear structure inside the control cabinet. End plates close the terminal block row on the sides, protect against contact with live parts, and ensure a clean, stable finish. Both components are precisely matched to the respective Weidmüller terminal block series, contributing to safe, compliant, and professional wiring.

## General ordering data

Type	ZAP ZDU6-2	Version
Order No.	<a href="#">1771440000</a>	Z-series, End plate
GTIN (EAN)	4032248169719	
Qty.	50 ST	

## ZDU 6-2/2AN


**Weidmüller Interface GmbH & Co. KG**  
 Klingenbergstraße 26  
 D-32758 Detmold  
 Germany

www.weidmueller.com

## Accessories

Type	ZAP ZDU6-2 BL	Version
Order No.	<a href="#">1771450000</a>	Z-series, End plate
GTIN (EAN)	4032248169726	
Qty.	50 ST	
Type	ZAP ZDU6-2 OR	Version
Order No.	<a href="#">1771460000</a>	Z-series, End plate
GTIN (EAN)	4032248169733	
Qty.	50 ST	
Type	ZAP ZDU6-2 SW	Version
Order No.	<a href="#">1814710000</a>	Z-series, End plate
GTIN (EAN)	4032248359417	
Qty.	50 ST	

## End bracket



Weidmüller's range of products includes end brackets that guarantee a permanent, reliable mounting on the terminal rail and prevent sliding. Versions with and without screws are available. The end brackets include marking options, also for group markers, and also a test plug holder.

## General ordering data

Type	EW 35	Version
Order No.	<a href="#">0383560000</a>	End bracket, beige, TS 35, V-2, Wemid, Width: 8.5 mm, 100 °C
GTIN (EAN)	4008190181314	
Qty.	50 ST	
Type	EW 35 GR 7032	Version
Order No.	<a href="#">0383530000</a>	End bracket, grey, TS 35, V-0, Wemid, Width: 9 mm, 120 °C
GTIN (EAN)	4008190027322	
Qty.	50 ST	
Type	EW 35/SCHA/M3	Version
Order No.	<a href="#">0258660000</a>	End bracket, beige, TS 35, V-2, Wemid, Width: 16.5 mm, 100 °C
GTIN (EAN)	4008190033477	
Qty.	20 ST	
Type	WEW 35/1	Version
Order No.	<a href="#">1059000000</a>	End bracket, dark beige, TS 35, V-2, Wemid, Width: 12 mm, 100 °C
GTIN (EAN)	4008190172282	
Qty.	50 ST	
Type	WEW 35/2	Version
Order No.	<a href="#">1061200000</a>	End bracket, dark beige, TS 35, HB, Wemid, Width: 8 mm, 100 °C
GTIN (EAN)	4008190030230	
Qty.	50 ST	
Type	ZEW 35	Version
Order No.	<a href="#">9540000000</a>	End bracket, dark beige, TS 35, V-2, Wemid, Width: 6 mm, 100 °C
GTIN (EAN)	4008190956264	
Qty.	20 ST	

## ZDU 6-2/2AN

**Weidmüller Interface GmbH & Co. KG**  
 Klingenbergstraße 26  
 D-32758 Detmold  
 Germany

www.weidmueller.com

## Accessories

Type	ZEW 35/2	Version	
Order No.	<a href="#">8630740000</a>	End bracket, dark beige, TS 35, V-2, Wemid, Width: 8 mm, 100 °C	
GTIN (EAN)	4032248348916		
Qty.	20 ST		

## Testadapter and testsockets



Test adapters and test plugs are used for the electrical connection between terminal blocks and the test equipment. In this way, an electrical contact can be established in the wired state and measurements can be done easily.

## General ordering data

Type	ZTA 7/ZA	Version	
Order No.	<a href="#">1780670000</a>	Accessories, Test adapter, 9 A	
GTIN (EAN)	4032248180202		
Qty.	25 ST		
Type	PS 2.3 RT	Version	
Order No.	<a href="#">0180400000</a>	Test adapter (terminal), 230 V, 20 mA	
GTIN (EAN)	4008190060121		
Qty.	20 ST		

## STR transparent strips



## General ordering data

Type	STR 7 F.SCHT 7	Version	
Order No.	<a href="#">0515300000</a>	Terminal markers, Protective cap, 27 x 6.3 mm, Transparent	
GTIN (EAN)	4008190182175		
Qty.	20 ST		

## Blank



The Dekafix (DEK) marker is the universal marker for all conductor and plug-in connectors as well as for electronic sub-assemblies. The system is ideal for short number sequences and covers a wide range of ready-printed markers.


Strips for fast installation in only one work step. The printing is easy to read, rich in contrast and available in various widths.

- Large range of ready-to-use markers
  - Strips for fast installation
  - Terminal markers, suitable for all Weidmüller cable connectors
  - Available as blank MultiCard or with standard printing
- For custom printing: Please send us a file of our labeling software M-Print PRO or M-Print PRO Online (without installation) for your labeling specifications.

## General ordering data

Type	DEK 5/8 MC NE WS	Version
Order No.	<a href="#">1856740000</a>	Dekafix, Terminal marker, 5 x 8 mm, Pitch in mm (P): 8.00
GTIN (EAN)	4032248400850	Weidmueller, white
Qty.	800 ST	
Type	ZS 12/6 MC NE WS	Version
Order No.	<a href="#">1610020000</a>	ZS, Terminal marker, 12 x 6 mm, Pitch in mm (P): 6.00 Weidmueller,
GTIN (EAN)	4008190444600	Allen-Bradley, white
Qty.	400 ST	
Type	WS 12/8 PLUS MC NE WS	Version
Order No.	<a href="#">1906000000</a>	WS, Terminal marker, 12 x 8 mm, Pitch in mm (P): 8.00 Weidmueller,
GTIN (EAN)	4032248528158	white
Qty.	420 ST	

## ZGB pivotable group tag holder



The ZGB 15 is a hinged group tag carrier. The tag carrier can hold the dekafix 5, WS 12/5 terminal markers or the inlay tag ESO 15.

The ZGB 30 is a hinged group tag carrier. The tag carrier can hold the dekafix 5, WS 12/5 terminal markers or the inlay tag ESO 7.

Inlay tags and protective strips can be found under "Accessories".

## General ordering data

Type	ZGB 30	Version
Order No.	<a href="#">1611930000</a>	Terminal markers, Terminal marker, 32 x 7 mm, Pitch in mm (P): 5.00
GTIN (EAN)	4008190002251	Weidmueller, white
Qty.	20 ST	


## ZDU 6-2/2AN

**Weidmüller Interface GmbH & Co. KG**  
 Klingenbergstraße 26  
 D-32758 Detmold  
 Germany

www.weidmueller.com

## Accessories

## Warning cover



Warning covers with a flash symbol provide more safety for man and machine. They are used where external voltage must be indicated within the application.

## General ordering data

Type	ZAD 2/4	Version	
Order No.	<a href="#">1609080000</a>	Version	Z-series, Cover
GTIN (EAN)	4008190263317		
Qty.	20 ST		

## Marker holder



The marker holder offer the possibility of additional mounting of standard markers with a pitch of 5 or 5.1 mm. The angled holders can be optionally snapped together and could be mounted in all standard marking channels of the Klippon® Connect modular terminal blocks. Fitting marker types could be found under the respective accessories of the designation marking holder.

## General ordering data

Type	BZT 1 WS 10/5	Version	
Order No.	<a href="#">1805490000</a>	Version	Accessories, Marker holder
GTIN (EAN)	4032248270231		
Qty.	100 ST		
Type	BZT 1 ZA WS 10/5	Version	
Order No.	<a href="#">1805520000</a>	Version	Accessories, Marker holder
GTIN (EAN)	4032248270248		
Qty.	100 ST		

## ZDU 6-2/2AN

Weidmüller Interface GmbH &amp; Co. KG

Klingenbergstraße 26

D-32758 Detmold

Germany

## Accessories

www.weidmueller.com

## DEK 5/8



## WS/ DEK

MultiMark terminal markers use an innovative composite material made from two components. The hard base contour of the marker snaps securely into the connector. The elastic surface finish makes the marker easy to mount. This specially punched material enables the strips to be stretched to accommodate the slight variations in spacing that tend to add up, especially with long terminal blocks. Another advantage: the excellent printability of the surface material guarantees durable and wear-resistant labelling. A print resolution of 300 dpi also produces a very legible script.

## Your benefits with MultiMark

- Firm hold and durable printing
- Continuous strips save installation time
- Easy mounting thanks to an innovative composite material
- Large label field for optimal legibility
- High flexibility thanks to manufacturer independence

## General ordering data

Type	DEK 5/8 MM WS	Version	
Order No.	<a href="#">2007130000</a>		Dekafix, Terminal marker, 5 x 8 mm, Weidmueller, white
GTIN (EAN)	4050118392012		
Qty.	500 ST		

## Slotted screwdriver



Slotted screwdriver with rounded blade SD DIN 5265, ISO 2380/2, output to DIN 5264, ISO 2380/1. ChromTop tip, SoftFinish grip

## General ordering data

Type	SDS 1.0X5.5X150	Version	
Order No.	<a href="#">2749380000</a>		Screwdriver, Blade width (B): 5.5 mm, Blade length: 150 mm, Blade thickness (A): 1 mm
GTIN (EAN)	4050118895605		
Qty.	1 ST		