

WPE 2.5/1.5/ZR**Weidmüller Interface GmbH & Co. KG**

Klingenbergstraße 26

D-32758 Detmold

Germany

www.weidmueller.com

Product image

To feed through power, signal, and data is the classical requirement in electrical engineering and panel building. The insulating material, the connection system and the design of the terminal blocks are the differentiating features. A feed-through terminal block is suitable for joining and/or connecting one or more conductors. They could have one or more connection levels that are on the same potential or insulated against one another.

General ordering data

Version	PE terminal, Screw connection, Green/yellow, 2.5 mm ² , 800 V, Number of connections: 1, Number of levels: 1, TS 35, V-0, Wemid
Order No.	1016400000
Type	WPE 2.5/1.5/ZR
GTIN (EAN)	4008190054021
Qty.	50 items

WPE 2.5/1.5/ZR

Weidmüller Interface GmbH & Co. KG
 Klingenbergstraße 26
 D-32758 Detmold
 Germany

www.weidmueller.com

Technical data

Approvals

Approvals



ROHS	Conform
UL File Number Search	UL Website
Certificate No. (UR)	E60693

Dimensions and weights

Depth	46.5 mm	Depth (inches)	1.8307 inch
Depth including DIN rail	47 mm	Height	60 mm
Height (inches)	2.3622 inch	Width	5.1 mm
Width (inches)	0.2008 inch	Net weight	18.03 g

Temperatures

Storage temperature	-25 °C...55 °C	Ambient temperature	-60 °C...75 °C
Continuous operating temp., min.	-60 °C	Continuous operating temp., max.	120 °C

Environmental Product Compliance

RoHS Compliance Status	Compliant without exemption		
REACH SVHC	No SVHC above 0.1 wt%		
Product Carbon Footprint	Cradle to gate	0.497 kg CO2 eq.	

Material data

Basic material	Wemid	Colour	Green/yellow
UL 94 flammability rating	V-0		

Rating data IECEx/ATEX

Certificate No. (ATEX)	DEMKO14ATEX1338U	Certificate No. (IECEX)	IECEXULD14.0005U
Wire cross section max. (ATEX)	2.5 mm ²	Wire cross section max. (IECEX)	2.5 mm ²
Marking EN 60079-7	Ex eb II C Gb	Ex 2014/34/EU label	II 2 G D

System specifications

Version	Screw connection, Additional connection, With PE connection, One end without connector	End cover plate required	Yes
Number of potentials	1	Number of levels	1
Number of clamping points per level	3	Number of potentials per tier	1
Levels cross-connected internally	No	PE connection	Yes
Mounting rail	TS 35	N-function	No
PE function	Yes	PEN function	No

WPE 2.5/1.5/ZR

Weidmüller Interface GmbH & Co. KG
 Klingenbergstraße 26
 D-32758 Detmold
 Germany

www.weidmueller.com

Technical data

2 clampable conductors (H05V/H07V) with equal cross-section (rated connection)

Cross-section for connected wire, solid, two clampable wires, max.	2.5 mm ²	Cross-section for connected wire, solid, two clampable wires, min.	0.5 mm ²
Wire connection cross section, finely stranded with wire-end ferrules DIN 46228/1, 2 clampable wires, max.	1.5 mm ²	Wire connection cross section, finely stranded with wire-end ferrules DIN 46228/1, 2 clampable wires, min.	0.5 mm ²
Wire cross-section, finely stranded, two clampable wires, max.	1.5 mm ²	Wire connection cross section, finely stranded, two clampable wires, min.	0.5 mm ²

Additional technical data

Open sides	right	Number of similar terminals	1
Installation advice	when screwed in	Explosion-tested version	Yes
Type of mounting	when screwed in	Locking	for screw fixing

CSA rating data

Wire cross section max. (CSA)	12 AWG	Certificate No. (CSA)	200039-1057876
Wire cross section min. (CSA)	26 AWG		

Conductors for clamping (additional connection)

Terminal screw, additional connection	M 2.5	Connection direction additional connection	on side
Clamping range, further connection, max.	2.5 mm ²	Clamping range, further connection, min.	0.5 mm ²
Conductor cross-section, flexible plus plastic collar DIN 46228/1, further connection, max.	2.5 mm ²	Conductor cross-section, flexible plus plastic collar DIN 46228/1, further connection, min.	0.5 mm ²
Conductor cross-section, flexible, further connection, min.	0.5 mm ²	Number of connections, additional connection	2
Rated cross-section, further connection	1.5 mm ²	Blade size, additional connection	0.6 x 3.5 mm
Cross-section for connected wire, multi-core, further connection, min.	0.5 mm ²	Cross-section for connected wire, multi-core, further connection, max.	1.5 mm ²
Tightening torque, additional connection, max.	0.6 Nm	Cross-section for connected wire, AWG, additional connection, min.	AWG 26
Cross-section for connected wire, solid-core, further connection, min.	0.5 mm ²	Cross-section for connected wire, solid-core, further connection, max.	2.5 mm ²
Connection type, additional connection	Screw connection	Cross-section for connected wire, flexible, further connection, max.	1.5 mm ²
Cross-section for connected wire, AWG, additional connection, max.	AWG 14	Stripping length, additional connection	10 mm
Tightening torque, additional connection, min.	0.4 Nm		

Conductors for clamping (rated connection)

Gauge to IEC 60947-1	A3	Wire connection cross section AWG, max.	AWG 12
Connection direction	on side	Tightening torque, max.	0.6 Nm
Tightening torque, min.	0.4 Nm	Stripping length	10 mm
Type of connection	Screw connection	Number of connections	1
Clamping range, max.	4 mm ²	Clamping range, min.	0.05 mm ²
Clamping screw	M 2.5	Blade size	0.6 x 3.5 mm
Wire connection cross section AWG, min.	AWG 26	Wire connection cross-section, finely stranded with wire-end ferrules DIN 46228/4, max.	2.5 mm ²
Wire connection cross-section, finely stranded with wire-end ferrules DIN 46228/4, min.	0.05 mm ²	Wire connection cross-section, finely stranded with wire-end ferrules DIN 46228/1, max.	2.5 mm ²

WPE 2.5/1.5/ZR

Weidmüller Interface GmbH & Co. KG

Klingenbergstraße 26

D-32758 Detmold

Germany

www.weidmueller.com

Technical data

Wire connection cross-section, finely stranded with wire-end ferrules DIN 46228/1, min.	0.05 mm ²	Wire connection cross section, finely stranded, max.	4 mm ²
Wire connection cross section, finely stranded, min.	0.05 mm ²	Connection cross-section, stranded, max.	4 mm ²
Connection cross-section, stranded, min.	0.05 mm ²	Torque level with DMS electric screwdriver	1
Wire connection cross-section, solid core, max.	4 mm ²	Wire connection cross-section, solid core, min.	0.05 mm ²
Connection cross-section, finely stranded, min.	0.05 mm ²		

Dimensions

TS 35 offset	32 mm
--------------	-------

General

Wire connection cross section AWG, max.	AWG 12	Installation advice	when screwed in
Wire connection cross section AWG, min.	AWG 26	Standards	IEC 60947-7-2
Mounting rail	TS 35		

Rating data

Rated cross-section	2.5 mm ²	Rated voltage to adjoining terminal	800 V
Rated DC voltage	800 V	Standards	IEC 60947-7-2
Volume resistance according to IEC 60947-7-x	1.33 mΩ	Rated impulse withstand voltage to adjacent terminal	8 kV
Power loss in accordance with IEC 60947-7-x	0.00 W	Surge voltage category	III
Pollution severity	3		

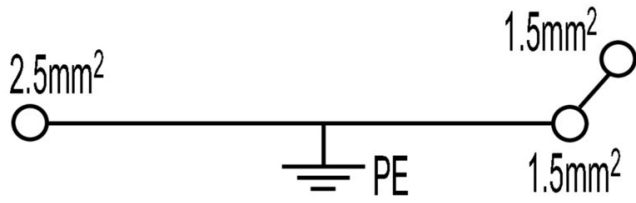
UL rating data

Conductor size Factory wiring max. (UR)	12 AWG	Conductor size Factory wiring min. (UR)	26 AWG
Certificate No. (UR)	E60693	Conductor size Field wiring min. (UR)	22 AWG
Conductor size Field wiring max. (UR)	12 AWG		

Classifications

ETIM 8.0	EC000901	ETIM 9.0	EC000901
ETIM 10.0	EC000901	ECLASS 14.0	27-25-01-03
ECLASS 15.0	27-25-01-03		

Drawings



WPE 2.5/1.5/ZR

Weidmüller Interface GmbH & Co. KG
Klingenbergstraße 26
D-32758 Detmold
Germany

www.weidmueller.com

Accessories

End plates and partition plates




Partition plates and end plates are essential accessories for terminal blocks. Partition plates provide optical and electrical separation of different potentials and functional groups, increasing safety and ensuring a clear structure inside the control cabinet. End plates close the terminal block row on the sides, protect against contact with live parts, and ensure a clean, stable finish. Both components are precisely matched to the respective Weidmüller terminal block series, contributing to safe, compliant, and professional wiring.

General ordering data

Type	WAP 2.5-10	Version	
Order No.	1050000000	End plate for terminals, dark beige, Height: 56 mm, Width: 1.5 mm,	
GTIN (EAN)	4008190103149	V-0, Wemid, Snap-on: No	
Qty.	50 ST		

End bracket



Weidmüller's range of products includes end brackets that guarantee a permanent, reliable mounting on the terminal rail and prevent sliding. Versions with and without screws are available. The end brackets include marking options, also for group markers, and also a test plug holder.

General ordering data

Type	WEW 35/2	Version	
Order No.	1061200000	End bracket, dark beige, TS 35, HB, Wemid, Width: 8 mm, 100 °C	
GTIN (EAN)	4008190030230		
Qty.	50 ST		

Slotted screwdriver



Slotted screwdriver with rounded blade SD DIN 5265, ISO 2380/2, output to DIN 5264, ISO 2380/1. ChromTop tip, SoftFinish grip

General ordering data

Type	SDS 0.6X3.5X100	Version	
Order No.	9008330000	Screwdriver, Screwdriver	
GTIN (EAN)	4032248056286		
Qty.	1 ST		

WPE 2.5/1.5/ZR

Weidmüller Interface GmbH & Co. KG
 Klingenbergstraße 26
 D-32758 Detmold
 Germany

Accessories

www.weidmueller.com

Blank



The Dekafix (DEK) marker is the universal marker for all conductor and plug-in connectors as well as for electronic sub-assemblies. The system is ideal for short number sequences and covers a wide range of ready-printed markers.

Strips for fast installation in only one work step. The printing is easy to read, rich in contrast and available in various widths.

- Large range of ready-to-use markers
 - Strips for fast installation
 - Terminal markers, suitable for all Weidmüller cable connectors
 - Available as blank MultiCard or with standard printing
- For custom printing: Please send us a file of our labeling software M-Print PRO or M-Print PRO Online (without installation) for your labeling specifications.

General ordering data

Type	DEK 5/5 MC NE WS	Version
Order No.	1609801044	Dekafix, Terminal marker, 5 x 5 mm, Pitch in mm (P): 5.00
GTIN (EAN)	4008190397111	Weidmueller, white
Qty.	1000 ST	
Type	WS 12/5 MC NE WS	Version
Order No.	1609860000	WS, Terminal marker, 12 x 5 mm, Pitch in mm (P): 5.00 Weidmueller,
GTIN (EAN)	4008190203481	Allen-Bradley, white
Qty.	720 ST	

End plates and partition plates



Partition plates and end plates are essential accessories for terminal blocks. Partition plates provide optical and electrical separation of different potentials and functional groups, increasing safety and ensuring a clear structure inside the control cabinet. End plates close the terminal block row on the sides, protect against contact with live parts, and ensure a clean, stable finish. Both components are precisely matched to the respective Weidmüller terminal block series, contributing to safe, compliant, and professional wiring.

General ordering data

Type	WTW EN	Version
Order No.	1058800000	Partition plate (terminal), dark beige, Height: 86 mm, Width: 3 mm,
GTIN (EAN)	4008190140175	V-0, Wemid
Qty.	20 ST	

WPE 2.5/1.5/ZR

Weidmüller Interface GmbH & Co. KG

Klingenbergstraße 26


D-32758 Detmold

Germany

www.weidmueller.com

Accessories

Marker holder



The marker holder offer the possibility of additional mounting of standard markers with a pitch of 5 or 5.1 mm. The angled holders can be optionally snapped together and could be mounted in all standard marking channels of the Klippon® Connect modular terminal blocks. Fitting marker types could be found under the respective accessories of the designation marking holder.

General ordering data

Type	BZT 1 WS 10/5	Version	
Order No.	1805490000	Accessories, Marker holder	
GTIN (EAN)	4032248270231		
Qty.	100 ST		
Type	BZT 1 ZA WS 10/5	Version	
Order No.	1805520000	Accessories, Marker holder	
GTIN (EAN)	4032248270248		
Qty.	100 ST		

WS 12/5



WS/ DEK

MultiMark terminal markers use an innovative composite material made from two components. The hard base contour of the marker snaps securely into the connector. The elastic surface finish makes the marker easy to mount. This specially punched material enables the strips to be stretched to accommodate the slight variations in spacing that tend to add up, especially with long terminal blocks. Another advantage: the excellent printability of the surface material guarantees durable and wear-resistant labelling. A print resolution of 300 dpi also produces a very legible script.

Your benefits with MultiMark

- Firm hold and durable printing
- Continuous strips save installation time
- Easy mounting thanks to an innovative composite material
- Large label field for optimal legibility
- High flexibility thanks to manufacturer independence

General ordering data

Type	WS 12/5 MM WS	Version	
Order No.	2007190000	WS, Terminal marker, 12 x 5 mm, Weidmueller, white	
GTIN (EAN)	4050118392036		
Qty.	800 ST		

WPE 2.5/1.5/ZR

Weidmüller Interface GmbH & Co. KG
Klingenbergstraße 26
D-32758 Detmold
Germany

www.weidmueller.com

Accessories

End plates and partition plates



Partition plates and end plates are essential accessories for terminal blocks. Partition plates provide optical and electrical separation of different potentials and functional groups, increasing safety and ensuring a clear structure inside the control cabinet. End plates close the terminal block row on the sides, protect against contact with live parts, and ensure a clean, stable finish. Both components are precisely matched to the respective Weidmüller terminal block series, contributing to safe, compliant, and professional wiring.

General ordering data

Type	WAP 2.5-10/0.5MM	Version
Order No.	1966380000	End plate for terminals, dark beige, Height: 54.5 mm, Width: 0.35 mm, V-0, Wemid, Snap-on: Yes
GTIN (EAN)	4032248688616	
Qty.	50 ST	