

Mini free-standing Beacons / EvoSIGNAL

Mini TwinFLASH 24VAC/DC RD



Part No.:	260.120.75
Series:	EvoSIGNAL



MECHANICAL DATA

Height	85 mm
Diameter	62 mm
Materials	PC PC/ABS
Dome colour	Red
Housing colour	Grey
Protection category	IP66
Connection	Push-in terminal
cross-sectional area minimum	0,25mm ² / 24AWG
cross-sectional area maximum	1,50mm ² / 16AWG
Type of fixing	Adapter required
Working temperature minimum	-30°C
Working temperature maximum	+60°C
Weight with packaging	92 g
Product weight	71 g

ELECTRICAL DATA

Operating voltage	24V
Operating voltage type	AC/DC
Operating voltage frequency	50Hz
Operating voltage tolerance	+/- 10%
Rated operational voltage	24 VDC
Rated operational current	66 mA
Rated inrush current	1600 mA
Protection class	Protection class 2
Pollution degree	3
Overvoltage category	I

OPTICAL DATA

Light source	LED
Light colour	Red
Optical signal image	EVS Flash TwinFlash
Flash frequency	1 Hz
Service life optical	50,000 h minimum
Pulse- & pause Duration [ms]	28ON, 165OFF, 28ON, 744OFF

APPROVAL DATA

Conforms with CE	Yes
------------------	-----




For additional installation and mounting information, refer to the appropriate user guide at www.werma.com. This printed copy is for information only and is subject to alteration.

Mini free-standing Beacons / EvoSIGNAL

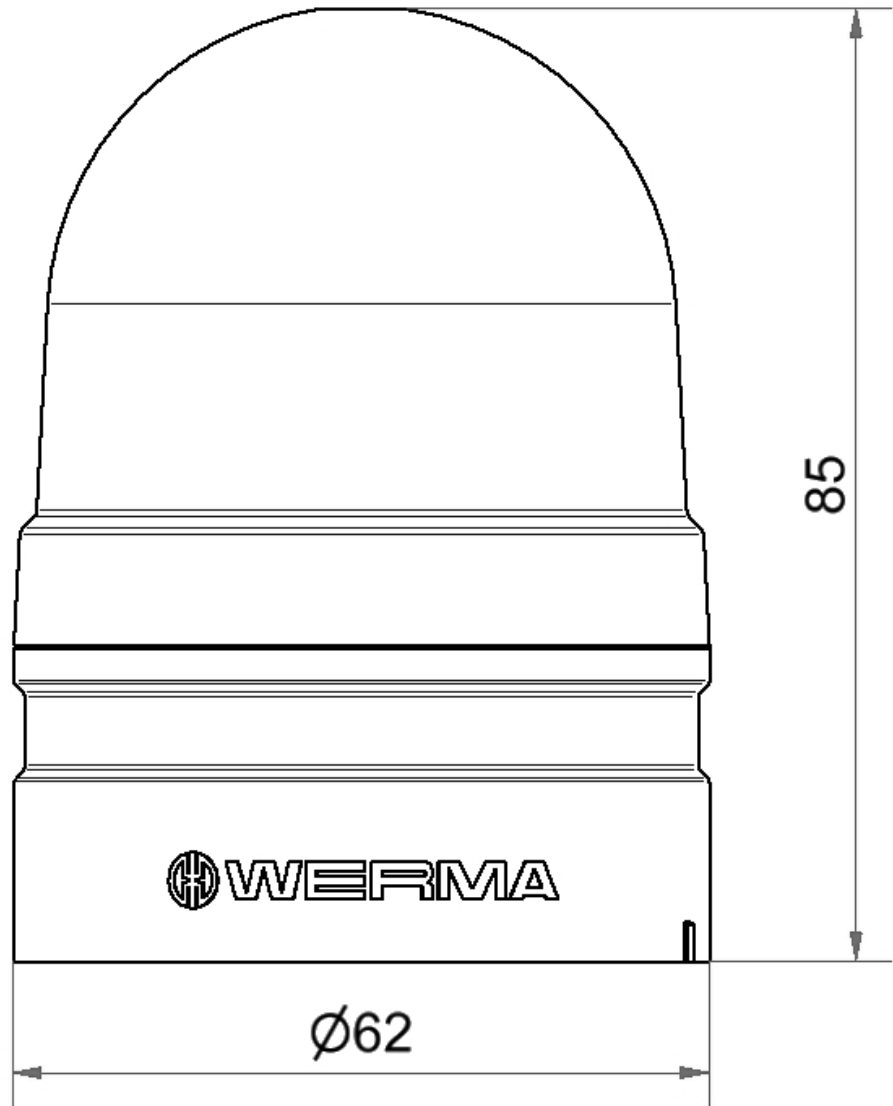
Mini TwinFLASH 24VAC/DC RD


Conforms with RoHS directive	Yes
WEEE	Yes
Conforms with ATEX-directive	No
Conforms with CCC	No
Conforms with UL	cULus
UL Type Rating	Type 12
Conforms with FCC	No
Conforms with ISED	No
EAC certificate available	No
Conforms with UKCA (Importer)	Yes (WERMA (UK) Ltd.)
Conforms with AS-I	No
ICAO Certification	No
Conforms with DNV	No
Conforms with RoHS CN	No
Conforms with VdS	No
MTTFd-value [years]	673

 For additional installation and mounting information, refer to the appropriate user guide at www.werma.com. This printed copy is for information only and is subject to alteration.

Mini free-standing Beacons / EvoSIGNAL
Mini TwinFLASH 24VAC/DC RD

DRAWING



 For additional installation and mounting information, refer to the appropriate user guide at www.werma.com. This printed copy is for information only and is subject to alteration.